

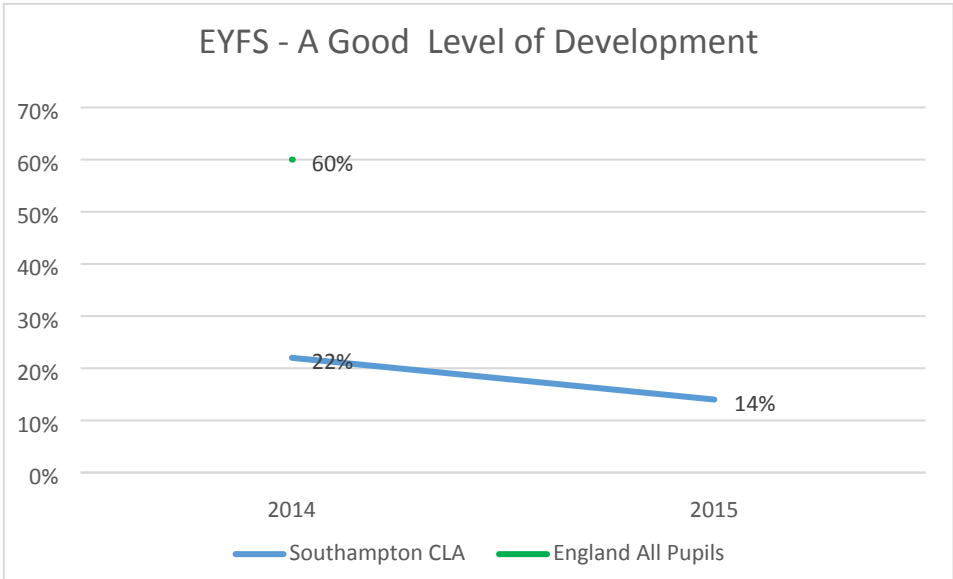
LAC Attainment 2015 – Pupils Looked After for at least a year as at the 31/03/2015

The data contained within this report is provisional and represents performance achieved by pupils Looked After for at least a year at the 31/03/2015 that were Southampton’s corporate parenting responsibility. Where available, national data has been included to provide comparator performance. Please be aware that the following analysis is based on small numbers of pupils, and therefore percentage calculations should be treated with caution. Pupil counts have been provided within each section of analysis.

EYFS (Year R, Age 5)

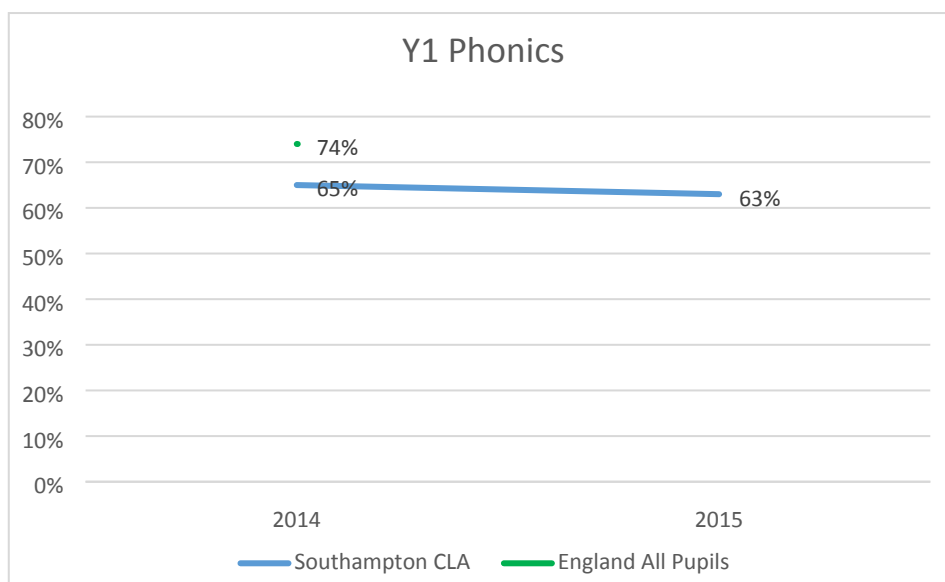
The 2015 EYFS cohort that have been Looked After for at least a year at the 31/03/2015 was 23 pupils. Of this, one student was not sitting against the English National Curriculum. As such, for this purpose, the cohort is considered to be 22. Each pupil therefore counts as 4.5%. 14% (3 pupils) of this cohort achieved ‘a Good Level of Development’ (GLD). No national LAC data has been published for EYFS attainment.

Whilst 14% is below the achievement of all pupils nationally in 2014 (60%), and below the Southampton LAC figure of 22% in 2014, the complexity of this measure must be considered. A pupil must be working ‘at’ or ‘above’ in 12 of the 17 areas to be classed as achieving a Good Level of Development. Therefore, weakness in just one of these areas results in a child not achieving the measure.



Year 1 Phonics (Year 1, Age 6)

The 2015 Year 1 Phonics cohort that have been Looked After for at least a year as at the 31/03/2015 was 24 pupils. Each pupil therefore counts as 4.2%. 63% (15 pupils) were 'working at' the expected level at the end of year 1. No national LAC performance has ever been reported for the Year 1 Phonics check. However, only an 11% gap exists between all pupils nationally in 2014 (74%) and Southampton LAC pupils in 2015 (63%).

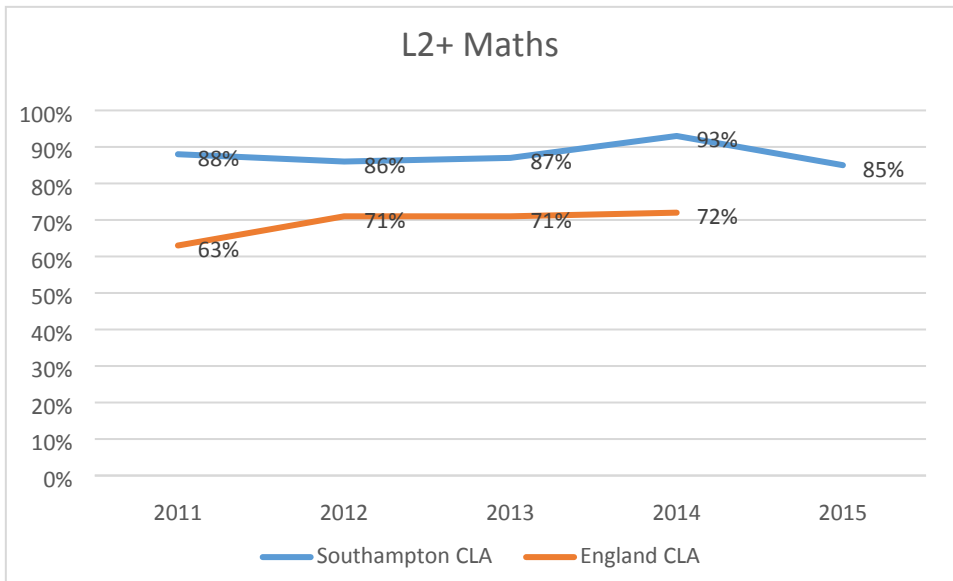
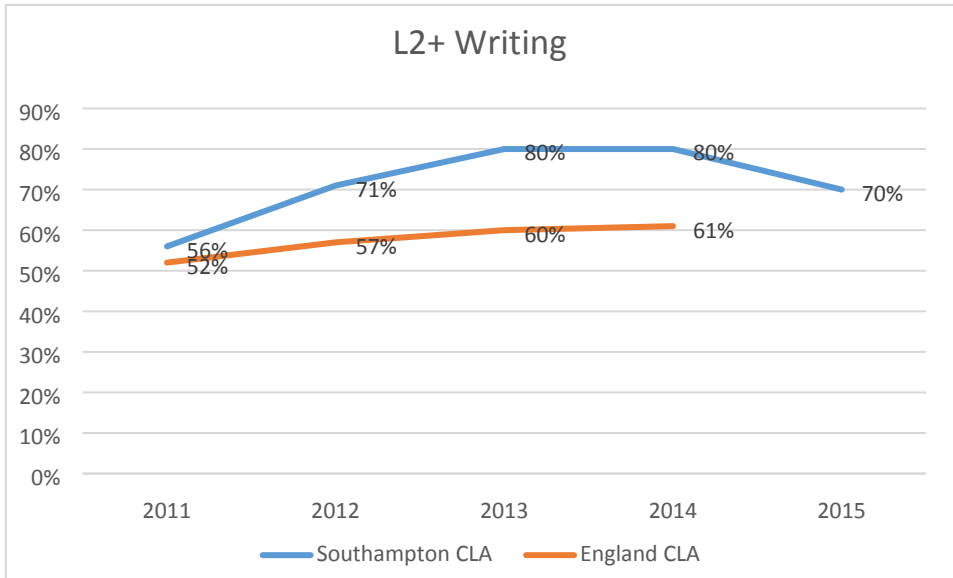
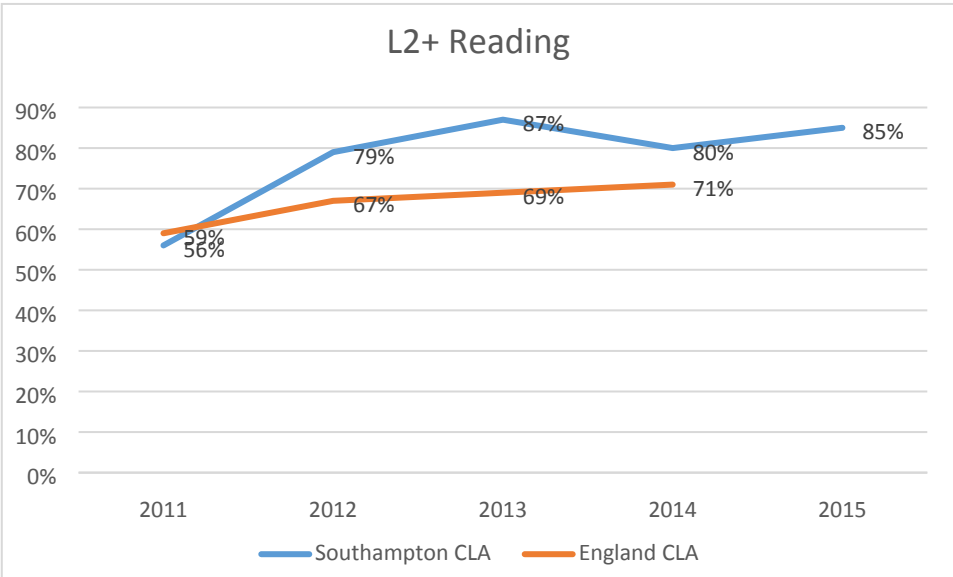


Key Stage 1 (Year 2, Age 7)

The 2015 Key Stage 1 cohort that have been Looked After for at least a year at the 31/03/2015 was 21 pupils in 2015. Of this, one student was not sitting against the English National Curriculum. As such, for this purpose, the cohort is considered to be 20 pupils. Each pupil therefore counts as 5%.

85% (17 pupils) of Southampton LAC pupils achieved L2+ in Reading in 2015, which is 14% above the LAC national figure of 71% in 2014. This is just 5% behind the national average for all pupils of 90% for 2014. 70% (14 pupils) of Southampton LAC pupils achieved L2+ in Writing in 2015 compared to just 61% of LAC nationally in 2014, a gap of 9%. Southampton's KS1 LAC performance is 16% behind the national average for all pupils in 2014 (86%). 85% (17 pupils) of Southampton LAC pupils achieved L2+ in Maths in 2015 compared to 72% of LAC nationally in 2014, a gap of 13%. This is 7% behind the national average for all pupils of 92% in 2014.

This is the third consecutive year that Southampton LAC KS1 results are above National LAC performance in all subjects.

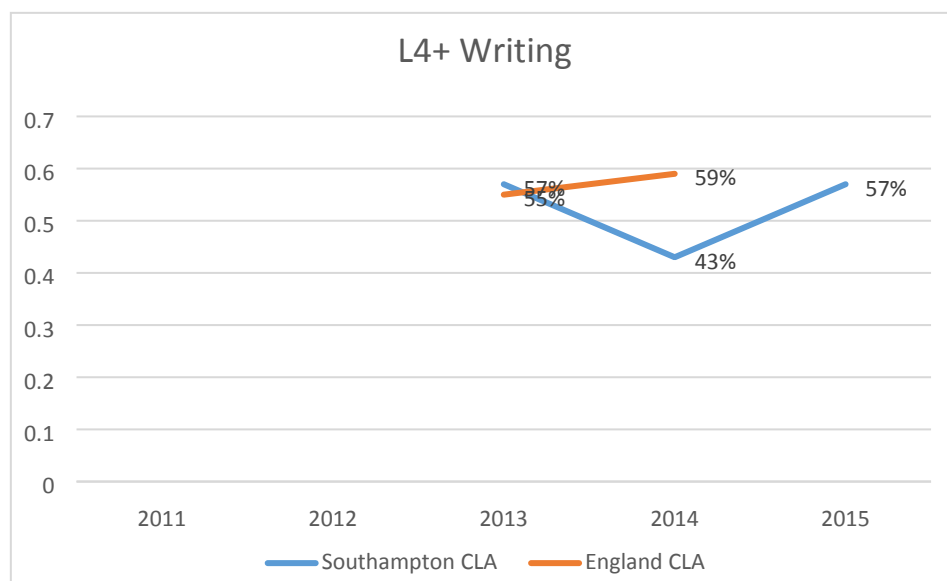
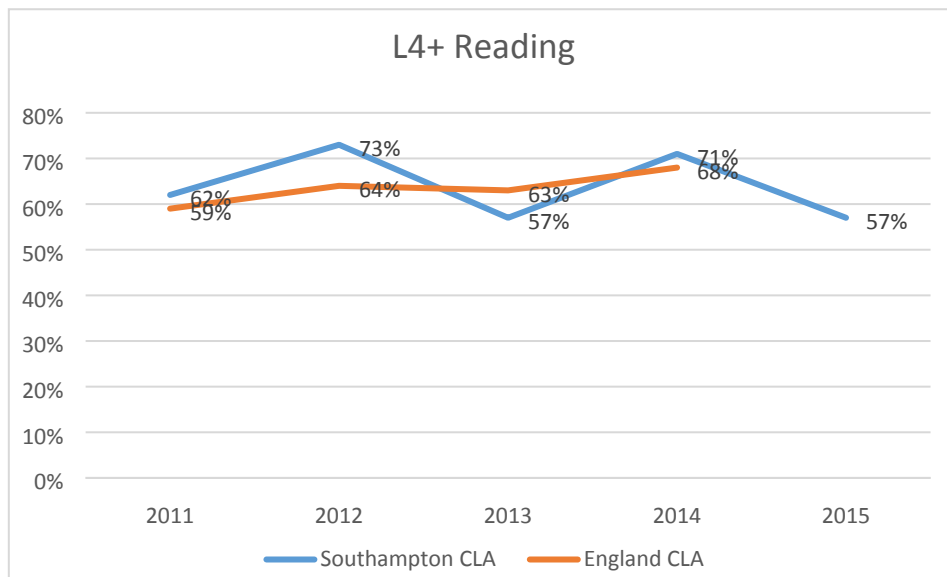


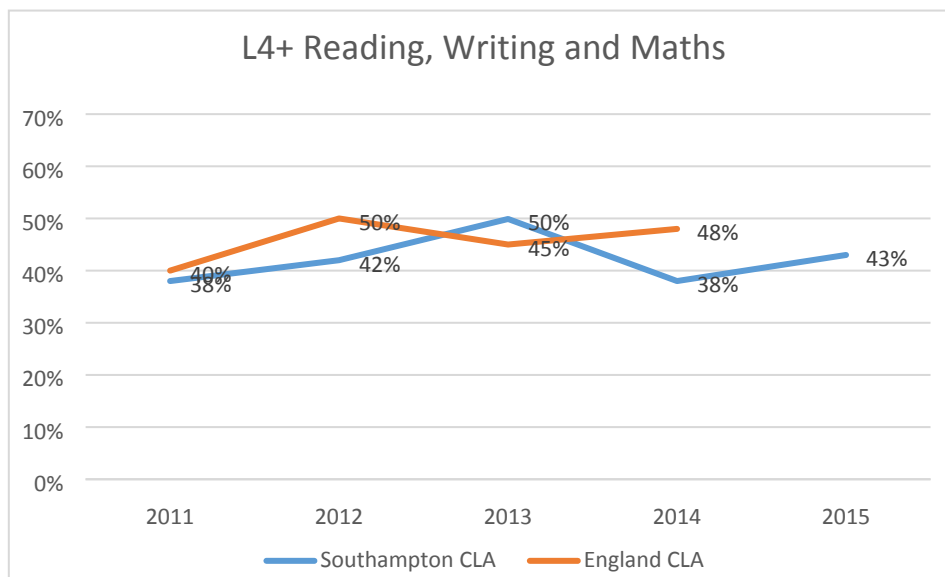
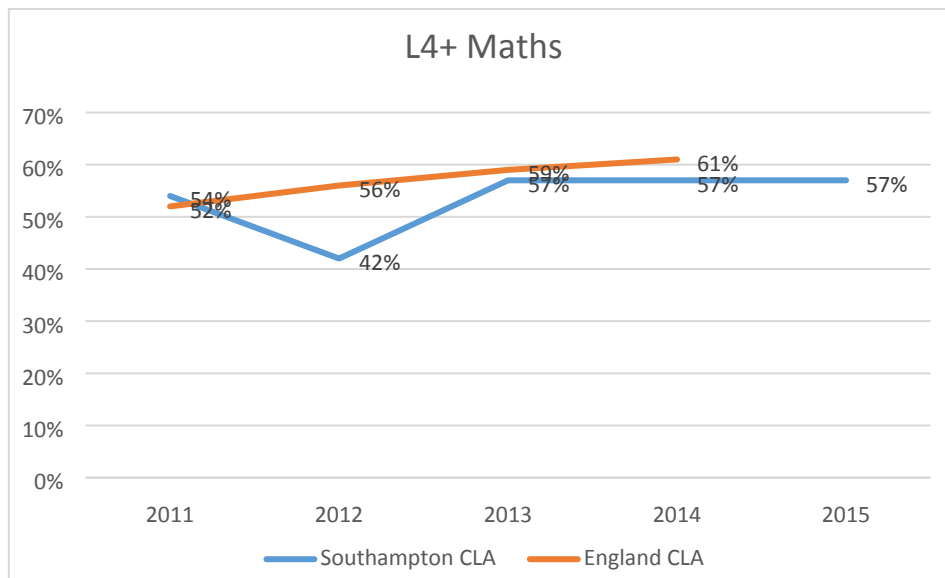
Key Stage 2 (Year 6, Age 11)

There were 21 pupils within the 2015 KS2 cohort of pupils who had been Looked After for at least a year at the 31/03/2015. Each pupil therefore counts for 4.8%.

2015 KS2 LAC L4+ Reading attainment (57% - 12 pupils) was below the 2014 LAC National average of 68%. 2015 KS2 LAC L4+ Writing attainment (57% - 12 pupils) was 2% below the 2014 LAC national average of 59%. Southampton KS2 LAC L4+ Maths (57% - 12 pupils) attainment was broadly in line with national performance of 61%. LAC attainment at L4+ for the combination of Reading Writing and Maths (43%) was 5% below the national (48%). For Southampton's KS2 LAC performance to be in line with national, one more pupil needs to achieve this indicator.

In 2015, 19 % (4 pupils) of Southampton LAC pupils achieved a level 5+ in Reading, 1 in Writing and 29% (6 pupils) achieved a Level 5+ in Maths. This indicates that Southampton LAC pupils are supported to achieve beyond level 4 thresholds.





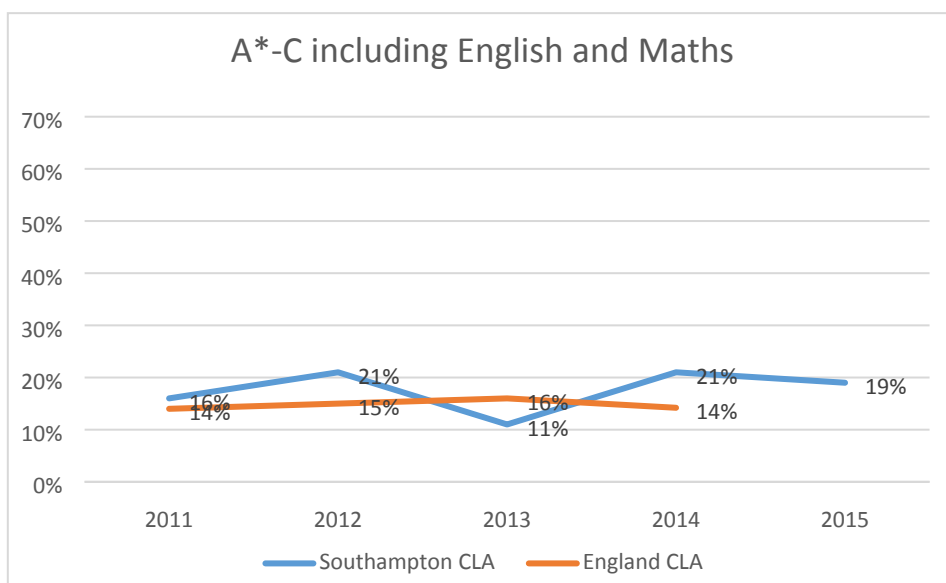
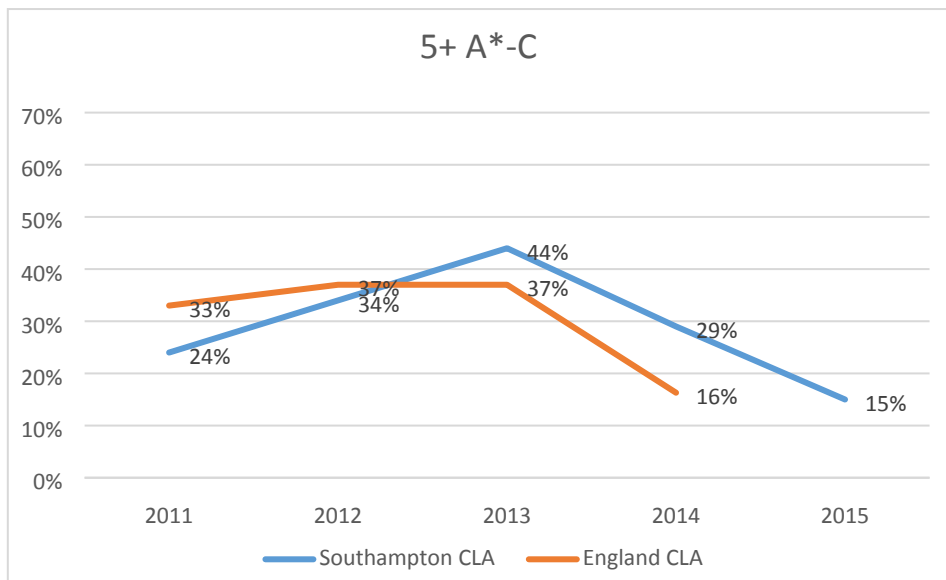
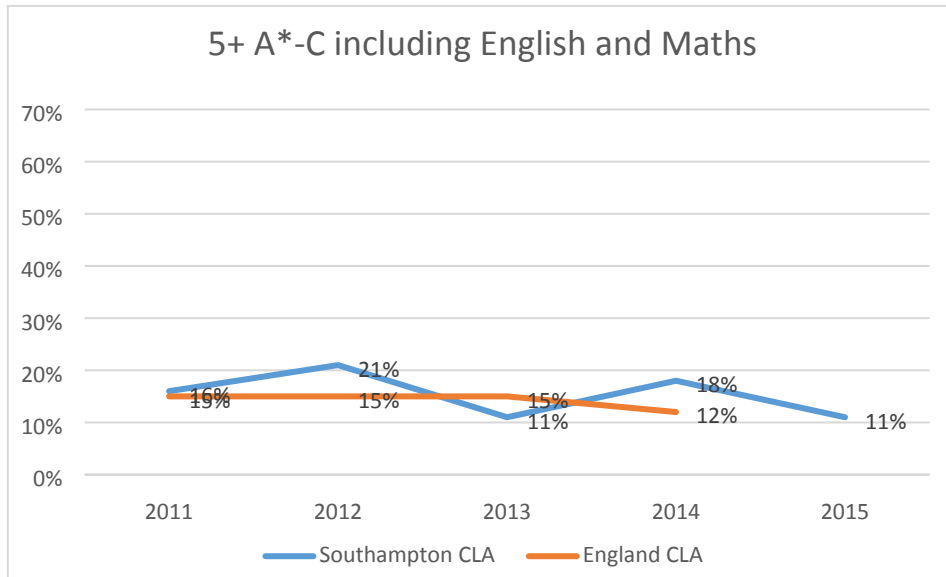
Key Stage 4 (Year 11, Age 16)

There were 27 pupils within the 2015 KS4 cohort of pupils who had been Looked After for at least a year at the 31/03/2015. Each pupil therefore counts for 3.7%.

11% (3 no.) of pupils achieved 5+ A*-C including English and Maths GCSE, this is a decrease of 7% from 2014 when 18% (5 no.) of pupils achieved. Southampton's 2015 performance is in line with the 2014 National performance of 12%.

15% (4 no.) of pupils achieved 5+ A*-C GCSE, this is a decrease of 14% from 2014 when 29% (8 no.) of pupils achieved. Southampton's 2015 performance is in line with the 2014 National performance of 16%.

19% (5 no.) of pupils achieved A*-C GCSE in English and Maths, this is broadly in line with the 2014 when 21% (6 no.) of pupils achieved. This is above the 2014 National performance of 14% by 5%.



For further details please contact the Children's Data Team on 02380 83 3801 or 02380 91 7983; E-mail edd.shackleton@southampton.gov.uk or eliza.johnson@southampton.gov.uk